

SMEL/SE/2024-25/108

February 07, 2025

The Secretary, Listing Department BSE Limited Phiroze Jeejeebhoy Towers Dalal Street Mumbai 400 001 Maharashtra, India Scrip Code: 543299	The Manager - Listing Department National Stock Exchange of India Limited "Exchange Plaza", 5th Floor, Plot No. C/1, G Block, Bandra-Kurla Complex, Bandra (East), Mumbai 400 051 Maharashtra, India Symbol: SHYAMMETL
--	---

Sub: Sales Release for the Month ended 31st January, 2025

Dear Sir/Madam,

Pursuant to Regulation 30 of SEBI (LODR) Regulations 2015, kindly find enclosed herewith the Consolidated Sales Release of the Company for the Month ended 31st January, 2025.

This is for your information and records.

Thanking you,
Yours faithfully,

For Shyam Metals and Energy Limited


Birendra Kumar Jain
Company Secretary
Membership No. F13320



Enclosed: As above





OUR BRANDS:



SHYAM METALICS AND ENERGY LIMITED

REG. OFFICE: Trinity Tower, 7th Floor, 83, Topsia Road, Kolkata - 700 046, West Bengal, CIN: L40109WB2002PLC095491 GSTIN: 19AAHCS5842A2ZD

SALES & MARKETING OFFICE: Viswakarma Building, North West Block, 1st, 2nd & 3rd Floor, 86C, Topsia Road, Kolkata - 700 046

T: +91 33 4016 4001 F: +91 33 4016 4025 Email: contact@shyamgroup.com Web: www.shyammetalics.com Follow us on:    

Consolidated Sales Release for the month of January, 2025

Stainless Steel

Particulars	Monthly Performance				
	January	January	% Change (YoY)	December	% Change (MoM)
	FY25	FY24		FY25	
Quantity (in MT)	8,962	5,627	59%	7,889	14%
Average Realisation (Rs. / MT)	1,25,789	1,31,162	-4%	1,22,681	3%

- There has been an increase of 59% in sales volumes, whereas the realisations have decreased by 4% on a YoY basis.
- There has been an increase of 14% in sales volumes, whereas the realisations have increased by 3% on a MoM basis.

Aluminium Foil


Particulars	Monthly Performance				
	January	January	% Change (YoY)	December	% Change (MoM)
	FY25	FY24		FY25	
Quantity (in MT)	1,959	1,445	36%	1,910	3%
Average Realisation (Rs. / MT)	3,41,070	3,01,748	13%	3,56,235	-4%

- There has been an increase of 36% in sales volumes whereas realisations have increased by 13% on a YoY basis.
- There has been a increase of 3% in sales volumes, whereas the realisations have decreased by 4% on a MoM basis.

Speciality Alloys

Particulars	Monthly Performance				
	January	January	% Change (YoY)	December	% Change (MoM)
	FY25	FY24		FY25	
Quantity (in MT)	16,696	17,228	-3%	14,502	15%
Average Realisation (Rs. / MT)	92,611	98,367	-6%	89,628	3%

OUR BRANDS:



SHYAM METALICS AND ENERGY LIMITED

REG. OFFICE: Trinity Tower, 7th Floor, 83, Topsia Road, Kolkata - 700 046, West Bengal, CIN: L40109WB2002PLC095491 GSTIN: 19AAHCS5842A2ZD

SALES & MARKETING OFFICE: Viswakarma Building, North West Block, 1st, 2nd & 3rd Floor, 86C, Topsia Road, Kolkata - 700 046

T: +91 33 4016 4001 F: +91 33 4016 4025 Email: contact@shyamgroup.com Web: www.shyammetalics.com Follow us on:

- There has been an decrease of 3% in sales volumes, whereas the realisations have decreased by 3% on a YoY basis.
- There has been a increase of 15% in sales volumes, whereas the realisations have increased by 3% on a MoM basis.

Carbon Steel

Particulars	Monthly Performance				
	January	January	% Change (YoY)	December	% Change (MoM)
	FY25	FY24		FY25	
Quantity (in MT)	1,62,336	1,31,006	24%	1,58,333	3%
Average Realisation (Rs. / MT)	43,299	44,549	-3%	42,988	1%

Note: Steel sales are cumulative sales of Steel Billet and Long Steel Products

- There has been an increase of 24% in sales volumes, whereas the realisations have decreased by 3% on a YoY basis.
- There has been an increase of 3% in sales volumes, whereas the realisations have increased by 1% on a MoM basis.

Pig Iron

Particulars	Monthly Performance				
	January	January	% Change (YoY)	December	% Change (MoM)
	FY25	FY24		FY25	
Quantity (in MT)	14,281	-	-	24,594	-42%
Average Realisation (Rs. / MT)	33,277	-	-	33,595	-1%

- There has been an decrease of 42% in sales volumes, whereas the realisations have decreased by 1% on a MoM basis.

Sponge Iron

Particulars	Monthly Performance				
	January	January	% Change (YoY)	December	% Change (MoM)
	FY25	FY24		FY25	
Quantity (in MT)	85,175	83,918	1%	74,305	15%
Average Realisation (Rs. / MT)	24,101	25,736	-6%	24,410	-1%

OUR BRANDS:



SHYAM METALICS AND ENERGY LIMITED

REG. OFFICE: Trinity Tower, 7th Floor, 83, Topsia Road, Kolkata - 700 046, West Bengal, CIN: L40109WB2002PLC095491 GSTIN: 19AAHCS5842A2ZD

SALES & MARKETING OFFICE: Viswakarma Building, North West Block, 1st, 2nd & 3rd Floor, 86C, Topsia Road, Kolkata - 700 046

T: +91 33 4016 4001 F: +91 33 4016 4025 Email: contact@shyamgroup.com Web: www.shyammetalics.com Follow us on:

- There has been a increase of 1% in sales volumes, whereas the realisations have decreased by 6% on a YoY basis.
- There has been a increase of 15% in sales volumes, whereas the realisations have decreased by 1% on a MoM basis.

Pellet

Particulars	Monthly Performance				
	January	January	% Change (YoY)	December	% Change (MoM)
	FY25	FY24		FY25	
Quantity (in MT)	77,957	94,888	-18%	87,114	-11%
Average Realisation (Rs. / MT)	8,747	9,342	-6%	8,687	1%

- There has been an decrease of 18% in sales volumes, whereas the realisations have decreased by 6% on a YoY basis.
- There has been an decrease of 11% in sales volumes, whereas the realisations have increased by 1% on a MoM basis.

CR Coil/ CR Sheets

Particulars	Monthly Performance				
	January	January	% Change (YoY)	December	% Change (MoM)
	FY25	FY24		FY25	
Quantity (in MT)	2,484	-	-	1,932	29%
Average Realisation (Rs. / MT)	69,006	-	-	68,057	1%

- There has been an increase of 29% in sales volumes, whereas the realisations increased by 1% on a MoM basis.



OUR BRANDS:



SHYAM METALICS AND ENERGY LIMITED

REG. OFFICE: Trinity Tower, 7th Floor, 83, Topsia Road, Kolkata - 700 046, West Bengal, CIN: L40109WB2002PLC095491 GSTIN: 19AAHCS5842A2ZD

SALES & MARKETING OFFICE: Viswakarma Building, North West Block, 1st, 2nd & 3rd Floor, 86C, Topsia Road, Kolkata - 700 046

T: +91 33 4016 4001 F: +91 33 4016 4025 Email: contact@shyamgroup.com Web: www.shyammetalics.com Follow us on:

About Shyam Metals And Energy Limited (SMEL)

Shyam Metals and Energy Limited (SMEL), a leading multi metal conglomerate with footprints in carbon steel, stainless steel, speciality alloys and aluminium foil along with captive power plants.

SMEL is a leading integrated metal producing company based in India with a focus on long steel products and ferro alloys. We are amongst the largest producers of Ferro Alloys, one of the leading players in terms of pellet capacity and the fourth largest player in the sponge iron industry in terms of sponge iron capacity in India.

We have a diversified product mix which enables us to sell both intermediates and final products across the steel value chain. The Company has a consistent track record of delivering profitability since the commencement of our operations in Fiscal 2005.

SMEL has received an upgraded rating of CRISIL AA (Positive) for Long Term Bank Facilities, CRISIL A1+ for Short Term Bank Facilities. SMEL is one of the least leveraged Steel Company in India.



OUR BRANDS:



SHYAM METALICS AND ENERGY LIMITED

REG. OFFICE: Trinity Tower, 7th Floor, 83, Topsia Road, Kolkata - 700 046, West Bengal, CIN: L40109WB2002PLC095491 GSTIN: 19AAHCS5842A2ZD

SALES & MARKETING OFFICE: Viswakarma Building, North West Block, 1st, 2nd & 3rd Floor, 86C, Topsia Road, Kolkata - 700 046

T: +91 33 4016 4001 F: +91 33 4016 4025 Email: contact@shyamgroup.com Web: www.shyammetals.com Follow us on: