

SMEL/SE/2024-25/77

November 06, 2024

The Secretary, Listing Department
BSE Limited
Phiroze Jeejeebhoy Towers
Dalal Street
Mumbai 400 001
Maharashtra, India
Scrip Code: 543299

The Manager – Listing Department
National Stock Exchange of India Limited
“Exchange Plaza”, 5th Floor, Plot No. C/1, G
Block, Bandra-Kurla Complex, Bandra (East),
Mumbai 400 051
Maharashtra, India
Symbol: SHYAMMETL

Sub: Sales Release for the Month ended 31st October, 2024

Dear Sir/Madam,


Pursuant to Regulation 30 of SEBI (Listing Obligations and Disclosure Requirements) Regulations, 2015 ('Listing Regulations'), kindly find enclosed herewith the Consolidated Sales Release of the Company for the Month ended 31st October, 2024.

This is for your information and record.

Thanking you,

Yours faithfully,

For Shyam Metalics and Energy Ltd.



Birendra Kumar Jain
Company Secretary
Membership No. F13320



Encl: As above





OUR BRANDS:



SHYAM METALICS AND ENERGY LIMITED

REG. OFFICE: Trinity Tower, 7th Floor, 83, Topsia Road, Kolkata - 700 046, West Bengal, CIN: L40101WB2002PLC095491 GSTIN: 19AAHCS5842A2ZD

SALES & MARKETING OFFICE: Viswakarma Building, North West Block, 1st, 2nd & 3rd Floor, 86C, Topsia Road, Kolkata - 700 046

T: +91 33 4016 4001 F: +91 33 4016 4025 Email: contact@shyamgroup.com Web: www.shyammetalics.com Follow us on:    

Consolidated Sales Release for the month of October 2024

Stainless Steel

Particulars	Monthly Performance				
	October	October	% Change (YoY)	September	% Change (MoM)
	FY25	FY24		FY25	
Quantity (in MT)	6,533	5,406	21%	8,175	-20%
Average Realisation (Rs. / MT)	1,36,495	1,14,273	19%	1,26,795	8%

- There has been an increase of 21% in sales volumes, whereas the realisations have increased by 19% on a YoY basis.
- There has been a decrease of 20% in sales volumes, whereas the realisations have increased by 8% on a MoM basis.

Aluminium Foil

Particulars	Monthly Performance				
	October	October	% Change (YoY)	September	% Change (MoM)
	FY25	FY24		FY25	
Quantity (in MT)	1,549	1,311	18%	1,975	-22%
Average Realisation (Rs. / MT)	3,40,055	3,07,369	11%	3,52,005	-3%

- There has been an increase of 18% in sales volumes whereas realisations have increased by 11% on a YoY basis.
- There has been a decrease of 22% in sales volumes, whereas the realisations have decreased by 3% on a MoM basis.

Speciality Alloys

Particulars	Monthly Performance				
	October	October	% Change (YoY)	September	% Change (MoM)
	FY25	FY24		FY25	
Quantity (in MT)	17,596	9,131	93%	15,257	15%
Average Realisation (Rs. / MT)	1,00,700	93,472	8%	1,02,779	-2%

- There has been an increase of 93% in sales volumes, whereas the realisations have increased by 8% on a YoY basis.
- There has been an increase of 15% in sales volumes, whereas the realisations have decreased by 2% on a MoM basis.

OUR BRANDS:



SHYAM METALICS AND ENERGY LIMITED

REG. OFFICE: Trinity Tower, 7th Floor, 83, Topsia Road, Kolkata - 700 046, West Bengal, CIN: L40101WB2002PLC095491 GSTIN: 19AAHCS5842A2ZD
SALES & MARKETING OFFICE: Viswakarma Building, North West Block, 1st, 2nd & 3rd Floor, 86C, Topsia Road, Kolkata - 700 046
T: +91 33 4016 4001 F: +91 33 4016 4025 Email: contact@shyamgroup.com Web: www.shyammetalics.com Follow us on:

Carbon Steel

Particulars	Monthly Performance				
	October	October	% Change (YoY)	September	% Change (MoM)
	FY25	FY24		FY25	
Quantity (in MT)	1,32,016	1,08,608	22%	1,37,513	-4%
Average Realisation (Rs. / MT)	44,635	47,973	-7%	42,362	5%

Note: Steel sales are cumulative sales of Steel Billet and Long Steel Products

- There has been an increase of 22% in sales volumes, whereas the realisations have decreased by 7% on a YoY basis.
- There has been a decrease of 4% in sales volumes, whereas the realisations have increased by 5% on a MoM basis.

Sponge Iron

Particulars	Monthly Performance				
	October	October	% Change (YoY)	September	% Change (MoM)
	FY25	FY24		FY25	
Quantity (in MT)	1,00,321	84,902	18%	85,098	18%
Average Realisation (Rs. / MT)	26,327	28,071	-6%	24,140	9%

- There has been an increase of 18% in sales volumes, whereas the realisations have decreased by 6% on a YoY basis.
- There has been an increase of 18% in sales volumes, whereas the realisations have increased by 9% on a MoM basis.

Pellet

Particulars	Monthly Performance				
	October	October	% Change (YoY)	September	% Change (MoM)
	FY25	FY24		FY25	
Quantity (in MT)	63,377	92,520	-31%	91,794	-31%
Average Realisation (Rs. / MT)	8,503	9,028	-6%	7,733	10%

- There has been a decrease of 31% in sales volumes, whereas the realisations have decreased by 6% on a YoY basis.
- There has been a decrease of 31% in sales volumes, whereas the realisations have increased by 10% on a MoM basis.

OUR BRANDS:



SHYAM METALICS AND ENERGY LIMITED

REG. OFFICE: Trinity Tower, 7th Floor, 83, Topsia Road, Kolkata - 700 046, West Bengal, CIN: L40101WB2002PLC095491 GSTIN: 19AAHCS5842A2ZD
SALES & MARKETING OFFICE: Viswakarma Building, North West Block, 1st, 2nd & 3rd Floor, 86C, Topsia Road, Kolkata - 700 046
T: +91 33 4016 4001 F: +91 33 4016 4025 Email: contact@shyamgroup.com Web: www.shyammetalics.com Follow us on:

CR Coil/ CR Sheets

Particulars	Monthly Performance				
	October	October	% Change (YoY)	September	% Change (MoM)
	FY25	FY24		FY25	
Quantity (in MT)	669	-	-	123	443%
Average Realisation (Rs. / MT)	55,949	-	-	53,897	4%

- There has been an increase of 443% in sales volumes, whereas the realisations have increased by 4% on a MoM basis.

About Shyam Metalics And Energy Limited (SMEL)

Shyam Metalics and Energy Limited (SMEL), a leading multi metal conglomerate with footprints in carbon steel, stainless steel, speciality alloys and aluminium foil along with captive power plants.

SMEL is a leading integrated metal producing company based in India with a focus on long steel products and ferro alloys. We are amongst the largest producers of Ferro Alloys, one of the leading players in terms of pellet capacity and the fourth largest player in the sponge iron industry in terms of sponge iron capacity in India.

We have a diversified product mix which enables us to sell both intermediates and final products across the steel value chain. The Company has a consistent track record of delivering profitability since the commencement of our operations in Fiscal 2005.

SMEL has received an upgraded rating of CRISIL AA (Stable) for Long Term Bank Facilities, CRISILA 1+ (Stable) for Short Term Bank Facilities. SMEL is one of the least leveraged Steel Company in India.



OUR BRANDS:



SHYAM METALICS AND ENERGY LIMITED

REG. OFFICE: Trinity Tower, 7th Floor, 83, Topsia Road, Kolkata - 700 046, West Bengal, CIN: L40101WB2002PLC095491 GSTIN: 19AAHCS5842A2ZD
SALES & MARKETING OFFICE: Viswakarma Building, North West Block, 1st, 2nd & 3rd Floor, 86C, Topsia Road, Kolkata - 700 046
T: +91 33 4016 4001 F: +91 33 4016 4025 Email: contact@shyamgroup.com Web: www.shyammetalics.com Follow us on: